

Bullet

INSTALLATION & WIRING INSTRUCTIONS

1. **IMPORTANT: Please read these instructions carefully before proceeding with installation.**

1.1 This instruction sheet should be passed on by installer to the end user for maintenance purposes.

1.2 It is recommended that the fitting is installed by a competent electrician in accordance with these instructions and appropriate wiring regulations.

1.3 Portland Lighting products should not be modified. No responsibility will be accepted for any modified products or for any damage caused as a result of their modification.

1.4 It is not recommended to install the fitting in areas that are liable to reach an ambient temperature in excess of 35°C.

1.5 To clean fittings use a soft damp cloth and dry immediately. Do not use any chemical/abrasive cleaner.

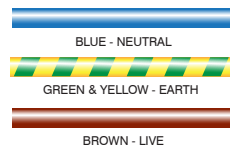
1.6 All fittings are class 1 fittings and should, therefore be earthed.

1.7 The bullet is supplied with a **GU10** non dimmerable bulb

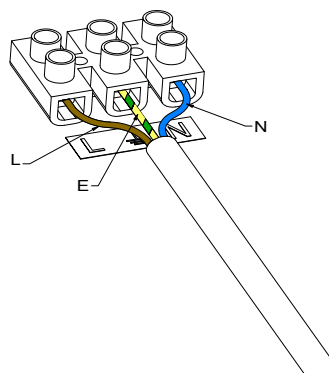
1.8 The fitting comes complete pre-wired with a 0.75mm 3 core supply cable, if a number of bullets are to be installed and wired in series there is an exit cable facility with a cable gland supplied which must be used to retain the IP65 rating.

The Bullet should be mounted on a suitable weight bearing surface, using appropriate fixings to hold the weight of 3kg.

1.9 The wires in this mains cable are coloured in accordance with the following code

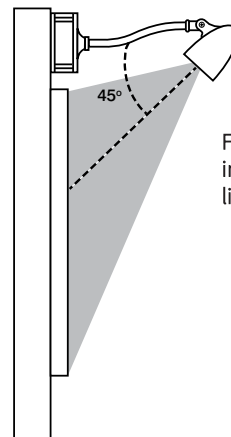


A suitable IP rated connection must be used at the other end.



2.0 Type Y Attachment – If the external flexible cable or cord of this luminaire is damaged, it shall be exclusively replaced by Portland Lighting Ltd or their service agent or a similar qualified person in order to avoid a hazard.

2.1 This fitting should not be installed as an uplighter unless specified when ordering



For optimum illumination please ensure that the fitting is installed at a 45° angle to the sign. To check this, the top of the light beam should be aligned with the top of the sign fascia.

Important Safety

Before carrying out any servicing on this luminaire, ensure that the supply is fully isolated.

Technical enquiries

If you need any help with the installation or maintenance of Portland Lighting products, please contact us



Telephone: 01922 721 133
Email: Sales@portlandlighting.co.uk

Document: PLIG 001 - V1 - 05/01/24

Portland Lighting
Unit 2
Reedwood Park Road
Walsall
WS2 8DQ